

Annual Number of Residents with Blood Lead Levels ≥ 10 , ≥ 25 , and ≥ 40 $\mu\text{g/dL}$ for Persons Age 16 and Older in Missouri by Industry and Elevation from 2003 - 2013*

Measures that have been suppressed to protect patient confidentiality have been identified using italic text with a shaded background.

Industry	2003			2004			2005			2006		
	≥ 10	≥ 25	≥ 40	≥ 10	≥ 25	≥ 40	≥ 10	≥ 25	≥ 40	≥ 10	≥ 25	≥ 40
Mining	590	257	50	664	309	50	780	332	37	963	396	64
Construction	51	37	13	55	*	*	59	*	*	38	13	5
Manufacturing	1,190	401	46	1,363	360	50	1,509	453	52	1,434	447	62
Manufacturing - Primary Metal	400	214	35	487	238	46	431	213	30	451	228	41
Manufacturing - Fabricated Metal Product	9	*	*	7	*	*	26	19	7	51	23	16
Manufacturing - Electrical Equipment, Appliance, and Component	676	*	*	817	*	*	1,015	216	14	922	194	5
Manufacturing - Transportation Equipment	92	35	6	48	*	*	35	*	*	10	*	*
All Other Industries (including Public Administration)	156	41	13	122	45	9	131	37	7	166	44	11

Annual Number of Residents with Blood Lead Levels ≥ 10 , ≥ 25 , and ≥ 40 $\mu\text{g/dL}$ for Persons Age 16 and Older in Missouri by Industry and Elevation from 2003 - 2013*

Measures that have been suppressed to protect patient confidentiality have been identified using italic text with a shaded background.

Industry	2007			2008			2009			2010		
	≥ 10	≥ 25	≥ 40	≥ 10	≥ 25	≥ 40	≥ 10	≥ 25	≥ 40	≥ 10	≥ 25	≥ 40
Mining	1,019	424	79	1,024	377	54	779	228	17	753	209	9
Construction	48	28	7	37	16	6	85	39	10	114	43	18
Manufacturing	1,791	583	72	1,960	598	64	1,630	435	47	1,910	547	50
Manufacturing - Primary Metal	492	252	45	489	257	42	415	195	30	454	196	25
Manufacturing - Fabricated Metal Product	23	*	*	36	*	*	48	*	*	103	43	12
Manufacturing - Electrical Equipment, Appliance, and Component	1,266	236	25	1,422	330	20	1,147	234	13	1,325	304	12
Manufacturing - Transportation Equipment	8	*	*	9	*	*	16	*	*	21	*	*
All Other Industries (including Public Administration)	143	25	6	136	*	*	140	30	8	168	42	8

Annual Number of Residents with Blood Lead Levels ≥ 10 , ≥ 25 , and ≥ 40 $\mu\text{g/dL}$ for Persons Age 16 and Older in Missouri by Industry and Elevation from 2003 - 2013*

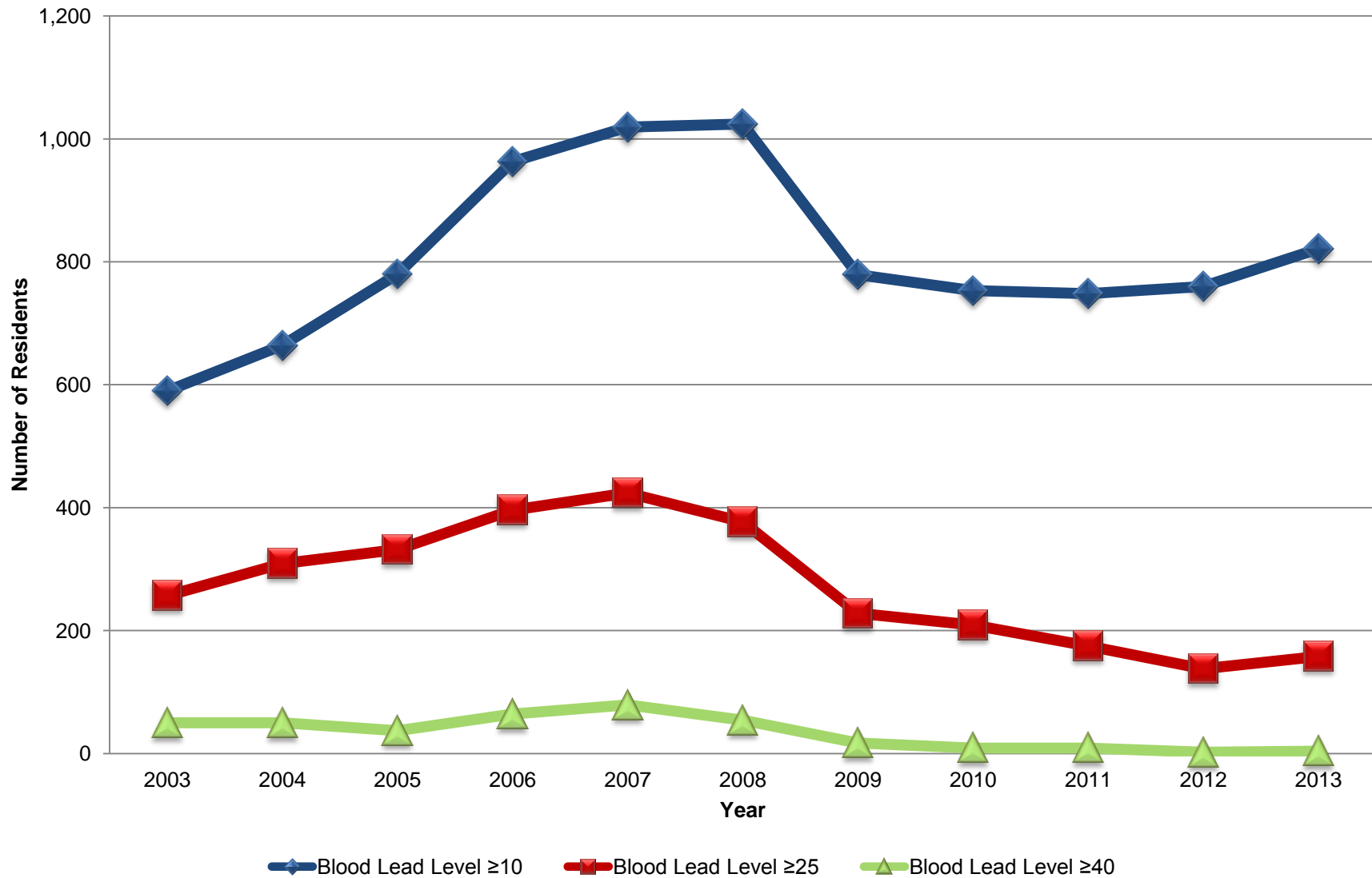
Measures that have been suppressed to protect patient confidentiality have been identified using italic text with a shaded background.

Industry	2011			2012			2013		
	≥ 10	≥ 25	≥ 40	≥ 10	≥ 25	≥ 40	≥ 10	≥ 25	≥ 40
Mining	748	175	9	760	*	*	821	*	*
Construction	132	59	15	137	62	12	160	67	16
Manufacturing	1,938	509	67	1,896	414	48	1,947	428	34
Manufacturing - Primary Metal	448	190	31	500	193	34	460	138	19
Manufacturing - Fabricated Metal Product	97	31	7	83	21	6	93	*	*
Manufacturing - Electrical Equipment, Appliance, and Component	1,370	284	28	1,275	196	8	1,376	261	12
Manufacturing - Transportation Equipment	14	*	*	25	*	*	7	*	*
All Other Industries (including Public Administration)	166	38	10	186	55	19	159	27	9

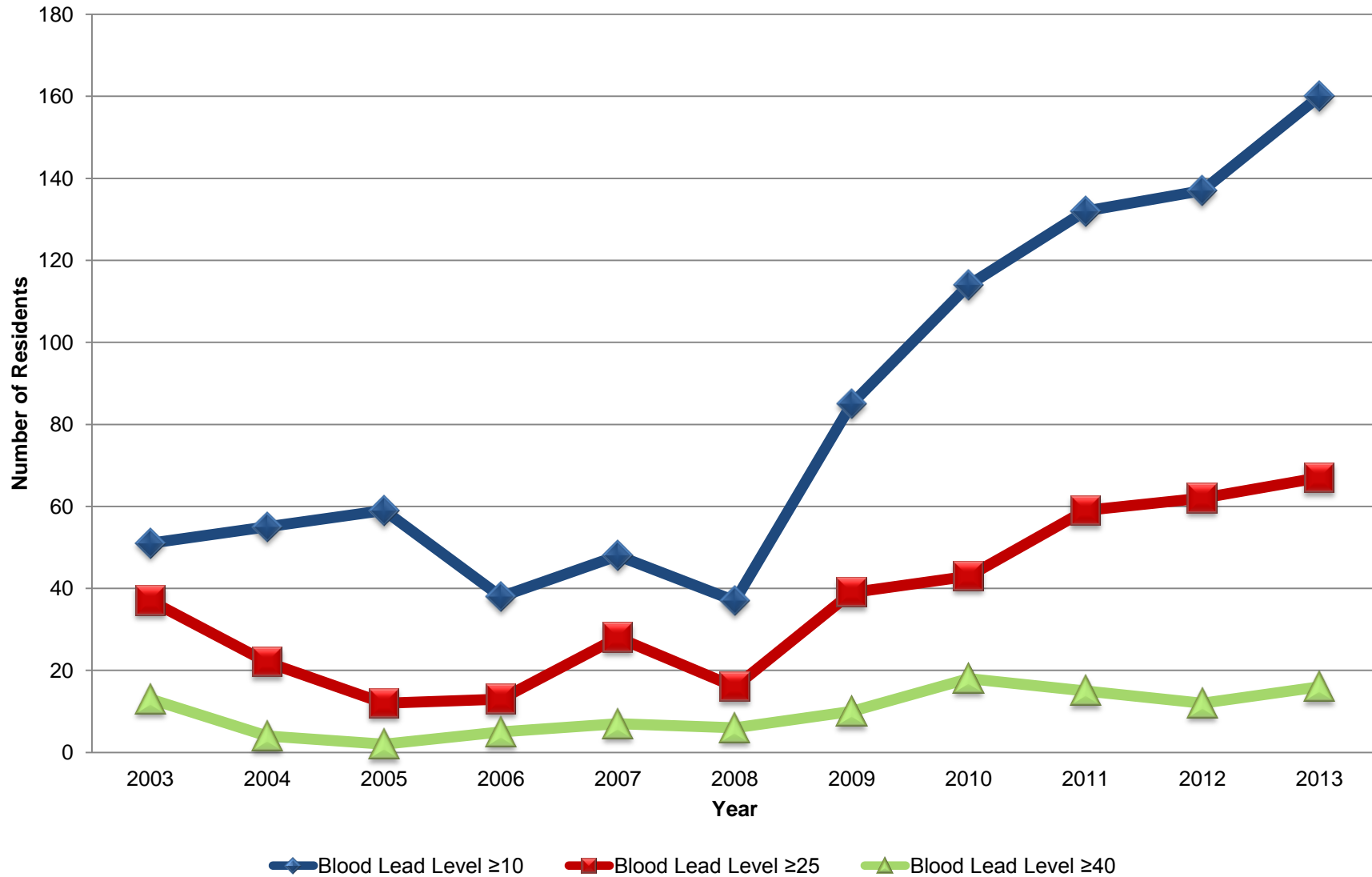
Data Notes:

- Data obtained from the Missouri Department of Health and Senior Services - Adult Blood Lead Epidemiology Surveillance (ABLES) Program
- Counts based off of small cell counts of 0, 1, 2, 3, and 4 have been suppressed to protect patient confidentiality. In some cases secondary suppression was used to suppress rates based on cell counts >4 to prevent reverse calculation of totals to identify small cell counts.
- *Preliminary data
- $\mu\text{g/dL}$ stands for micrograms per deciliter

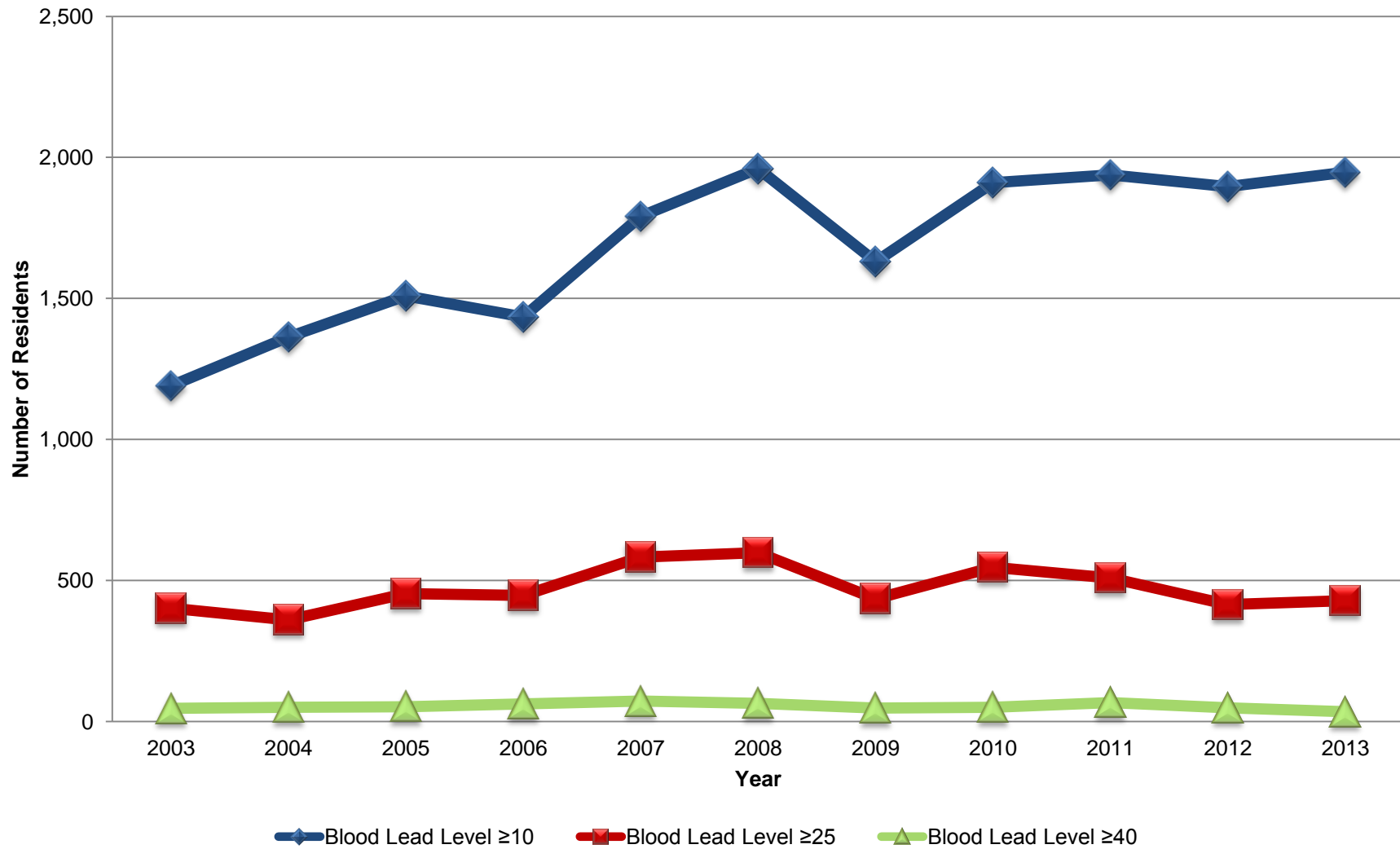
Annual Number of Residents with Blood Lead Levels ≥ 10 , ≥ 25 , and ≥ 40 $\mu\text{g}/\text{dL}$ for Persons Age 16 and Older in Missouri in Mining Industry from 2003 - 2013



Annual Number of Residents with Blood Lead Levels ≥ 10 , ≥ 25 , and ≥ 40 $\mu\text{g/dL}$ for Persons Age 16 and Older in Missouri in Construction Industry from 2003 - 2013



Annual Number of Residents with Blood Lead Levels ≥ 10 , ≥ 25 , and ≥ 40 for Persons Age 16 and Older in Missouri in Manufacturing Industry from 2003 - 2013



Annual Number of Residents with Blood Lead Levels ≥ 10 , ≥ 25 , and ≥ 40 $\mu\text{g}/\text{dL}$ for Persons Age 16 and Older in Missouri in All Other Industries from 2003 - 2013

